



THE

ARMOR

OF GOD

a hands on study of Ephesians 6:10-19 for families

WELCOME!

Thank you for downloading the Camp Littles & Me Armor of God: Intro Lesson Packet. I hope that this is a valuable tool to help your family connect, play, learn, and grown in God's Word together.

I have spent many late nights and early mornings putting this together and I am so thrilled to offer it as a resource to you. If you love it and want to share it with a friend I do ask that you would point them to my website so they can receive their own copy rather than just forwarding them the PDF.

This free printable is just a tiny glimpse of the Armor of God Family Bible Pack. If you want to go deeper you can download the complete Armor of God Pack in my shop. It includes everything in an organized downloadable PDF PLUS so many other printables (a main page for each piece of the armor with the following categories: about the armor, memory verse, main idea, 3 activity ideas (hands on, engage, and create), and let's talk about it questions. The pack also includes activity instructions with images, helpful tips, coloring sheets, bonus recipes and activities, verse cards, & more). The extra printables are only included when you purchase the pack! Click the button below to learn more and purchase.



[PURCHASE THE PACK](#)

You are more than welcome to print as many copies of the included files as you need for your personal use only. I simply ask that you do not resell or redistribute this PDF in any way.

All photos, designs, content, and writing of Camp Littles & Me: The Armor of God are the property of The Littles & Me © 2020.

Please feel free to reach out if you have any questions. We can't wait to celebrate, play, and dive into the Armor of God with you!

For His Fame,
Ashley





HELMET OF SALVATION

MAIN IDEA: The helmet of Salvation protects my mind and reminds me that I have been saved by grace alone — Jesus died to rescue me. Nothing can separate me from His love. I am a child of God.

ACTIVITY: Thank You for Salvation Nature Walk

OPEN YOUR BIBLE + READ: Acts 4:12, Romans 5:6-10, Philippians 4:4-9, Colossians 3:2-3, 1 Thessalonians 5:8-9



ASK:

- + What does salvation mean? Why do we need to be saved? (Romans 3:23)
- + Can we earn salvation? (Romans 6:23)
- + How can we be saved? (Romans 10:9-10)
- + How does the helmet of Salvation protect our mind?
- + What kinds of things should we think about? (Philippians 4:4-9)



THANK YOU FOR SALVATION nature walk

Head outside on a walk and work together to find the items listed below in nature. Praise Jesus for coming to save you!

- Something **black** to represent our sin
- 2 sticks to represent Jesus dying on the cross 
- Something **red** to represent Jesus' blood poured out for you
- A rock to represent the stone rolled in front of the tomb 
- Something empty to represent that Jesus defeated death
- Something **white** to represent salvation in Christ alone
- Something **green** to represent that in Christ you are a new creation

